



## FEATURES:

- ✓ Architectural sound absorbing Eco Felt Acoustic panel.
- ✓ Made from recyclable plastic material available in different thicknesses.
- ✓ Class1 Fire rated with 0.7 Noise Reduction Coefficient/1" Acoustic.
- ✓ Light source: COB LED.
- ✓ High efficiency integral reflector combined with opal lens insert provides excellent lighting distribution.
- ✓ Circular internal louver is available in a wide range of finishes.
- ✓ Aluminum body of the luminaire comes with built-in-driver.
- ✓ LED Spot is rated for 60,000hrs. L70 with +90 CRI.
- ✓ Has a proven record in office, commercial and retail installations.
- ✓ Custom modifications are available.
- ✓ ED luminaires are certified to CSA and UL Standards. **reinventlight**

## SPECIFICATION:

### Sonic TUBE+

TYPE - HEIGHT - SOURCE - RADIANCE - VOLTAGE - DRIVER - MOUNTING - LOUVER - TUBE FINISH - CCT - ACOUSTIC

Enter the Product Code into the boxes above.

### TYPE

- LS - Layered Shade

### HEIGHT

- 12 Inch
- 16 Inch

### SOURCE

- 15W LED
- 20W LED
- 25W LED

### RADIANCE

- DD - Direct (100%Down)
- \*Light Distribution.

### VOLTAGE

- 120V
  - 277V
  - 347V\*
- \*Not available for all configurations.

### DRIVER

- ST - Standard (Non-Dimming)
- DL - 0-10V Dimming (1%)
- DA - DALI
- BT - Bluetooth\*
- \*\*

### MOUNTING

- S4-Suspension 4Feet
  - S6-Suspension 6Feet
  - S  Feet\*
- \*Please specify required Length.

### LOUVER

- WH - White
- BK - Black

### ED TUBE FINISH

- WH - White
  - BK - Black
  - GR - Grey\*
- \*Supply with White Cord & Canopy


### CCT

- 30K/90CRI - 3000Kelvin
  - 35K/90CRI - 3500Kelvin
  - 40K/90CRI - 4000Kelvin
- \*Other options are available.

\* Suitable for standard CCT.

\*\*Please specify dimming method.

## ACOUSTIC FINISH\*



\* Please specify Acoustic Layers & Bottom Plate finish, for example (01/04)

## LUMEN OUTPUT:

Watts	30K	35K	40K
15W	1400 lm	1430 lm	1460 lm
20W	1910 lm	1950 lm	1990 lm
25W	2350 lm	2400 lm	2450 lm

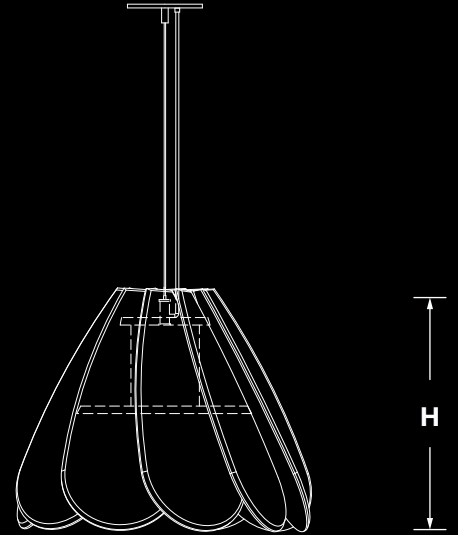



Project:

Type:

**SIZE:**

H - Height	Diameter
12 Inch = 11.75 Inch	16.00 Inch
18 Inch = 17.75 Inch	24.00 Inch



**FINISHES:**



(01)



(11)




(26)



(25)



(06)



(32)



(15)



(09)