



FEATURES:

- ✓ Architectural sound absorbing Eco Felt Acoustic panel.
- ✓ Made from recyclable plastic material available in different thicknesses.
- ✓ Class1 Fire rated with 0.7 Noise Reduction Coefficient/1" Acoustic.
- ✓ Light source: COB LED.
- ✓ High efficiency integral reflector combined with opal lens insert provide excellent lighting distribution.
- ✓ Circular internal louver is available in a wide range of finishes.
- ✓ Aluminum body of the luminaire comes with built-in-driver.
- ✓ LED Spot is rated for 60,000hrs. L70 with +90 CRI.
- ✓ Has a proven record in office, commercial and retail installations.
- ✓ Custom modifications are available.
- ✓ ED luminaires are certified to CSA and UL Standards. **reinventlight**

SPECIFICATION:

Sonic TUBE+

- - - - - - - - - - -

Enter the Product Code into the boxes above.

TYPE

- CS - Cylinder

HEIGHT

- 12 Inch
- 16 Inch
- 24 Inch

SOURCE

- 15W LED
- 20W LED
- 25W LED

RADIANCE

- DD - Direct (100%Down)
*Light Distribution.

VOLTAGE

- 120V
- 277V

DRIVER

- ST - Standard (Non-Dimming)
- DL - 0-10V Dimming (1%)
- DA - DALI
- BT - Bluetooth
- *

*Please specify dimming method.

MOUNTING

- S4-Suspension 4Feet
- S6-Suspension 6Feet
- S Feet*

*Please specify required Length.

LOUVER

- WH - White
- BK - Black

ED TUBE FINISH

- WH - White
- BK - Black
- GR - Grey*


*Supply with White Cord & Canopy

CCT

- 30K/90CRI - 3000Kelvin
- 35K/90CRI - 3500Kelvin
- 40K/90CRI - 4000Kelvin

*Other options are available.

ACOUSTIC FINISH*



* Please specify Acoustic Trim & Bottom Layer, for example (02/15)

LUMEN OUTPUT:

Watts	30K	35K	40K
15W	1400 lm	1430 lm	1460 lm
20W	1910 lm	1950 lm	1990 lm
25W	2350 lm	2400 lm	2450 lm





Project:

Type:

SIZE:

H - Height	Diameter
12 Inch = 11.75 Inch	8.00 Inch
16 Inch = 15.75 Inch	8.00 Inch
24 Inch = 23.75 Inch	8.00 Inch



FINISHES:



(02/01)



(02/32)



(02/11)



(02/25)



(02/06)



(02/26)



(02/15)



(02/09)