

## FEATURES:

- ✓ Architectural sound absorbing Eco Felt Acoustic panel.
- ✓ Made from recyclable plastic material available in different thicknesses.
- ✓ Class1 Fire rated with 0.7 Noise Reduction Coefficient / 1" Acoustic.
- ✓ Light source: LED Board (5.5"/11"/22"/24").
- ✓ Diffused illumination is provided by frosted opal lens.
- ✓ Extruded aluminum body comes with built-in-driver and available in white, black or grey finish.
- ✓ Also available with custom colour options.
- ✓ LED Strips are rated for 60,000hrs. L80 with +90 CRI.
- ✓ Has a proven record in office, commercial and retail installations.
- ✓ Custom modifications are available.
- ✓ ED luminaires are certified to CSA and UL Standards. **reinventlight**

## SPECIFICATION:

Sonic DRUM+  -  -  -  -  -  -  -  -  -  -  -

Enter the Product Code into the boxes above.

### TYPE

- FV - Flush Vcut
  - FR - Flush Regular
  - RP - Recessed Perforated
  - RA - Recessed Angle
  - \*
- \*Please specify custom type.

### HEIGHT

- 12 Inch
- 16 Inch
- 24 Inch

### SIZE

- 2 Feet
- 3 Feet
- 4 Feet

### SOURCE

- 25WLED
  - 50WLED
  - 75WLED\*
- \*Available for 3 & 4 Feet.

### RADIANCE

- DD - Direct (100%Down)
- \*Light Distribution.

### VOLTAGE

- 120V
  - 277V
  - 347V\*
- \*Not available for all configurations.

### DRIVER

- ST - Standard (Non-Dimming)
  - DL - 0-10V Dimming (1%)
  - DA - DALI
  - BT - Bluetooth
  - \*
- \*Please specify dimming method.

### MOUNTING

- SF-Surface Mount
  - S4-Suspension 4Feet
  - S6-Suspension 6Feet
  - S  Feet\*
- \*Please specify required Length.

### LENS

- OP - Opal

### ED DRUM+ FINISH

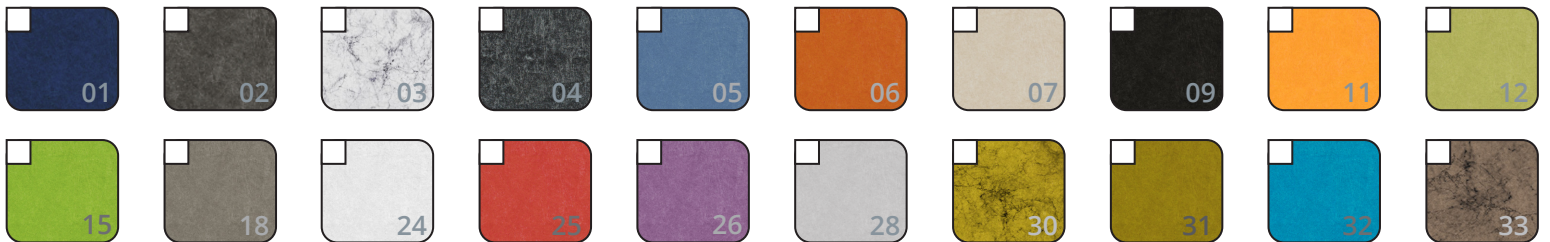
- WH - White
- BK - Black
- GR - Grey\*
- CF - Custom  RAL#

\*Supply with White Cord & Canopy  
\*\* Please provide 600dpi Image.

### CCT

- 30K/90CRI - 3000Kelvin
  - 35K/90CRI - 3500Kelvin
  - 40K/90CRI - 4000Kelvin
- \*Other options are available.

## ACOUSTIC FINISH



## LUMEN OUTPUT:


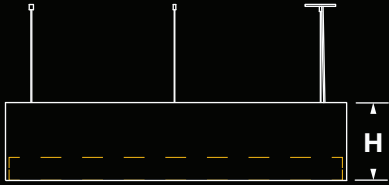
Watts	30K	35K	40K
25W	2205 lm	2250 lm	2295 lm
50W	4410 lm	4500 lm	4590 lm
75W	6615 lm	6750 lm	6885 lm



Project:

Type:

**SIZE:**



**FR-FLUSH REGULAR**

H - Height	D - Diameter	
12 Inch = 11.75 Inch	2Feet	24.875 Inch
16 Inch = 15.75 Inch	3Feet	36.675 Inch
24 Inch = 23.75 Inch	4Feet	48.485 Inch

**DESIGN:**



FV - FLUSH VCUT



FR - FLUSH REGULAR




SF - SURFACE MOUNT



RA - RECESSED ANGLE

**FINISHES:**



#26



#11



#04



#25