
FEATURES:

- ✓ Architectural curved system with direct or direct-indirect distribution.
- ✓ Light source: LED boards.
- ✓ Diffused illumination is provided by high efficiency frosted opal lens or by optional prismatic optic.
- ✓ Sleek body of the luminaire is made from aluminum profile curved to desired shape.
- ✓ Suitable for suspended or surface mounted installations.
- ✓ Extruded aluminum body comes with white, black or grey finish.
- ✓ Available with custom color options or unique shape configurations.
- ✓ LED Strips are rated for 60,000hrs. L80 with +90 CRI.
- ✓ Has a proven record in office, commercial and retail installations.
- ✓ Custom modifications are available.
- ✓ ED luminaires are certified to CSA and UL Standards.

reinventlight

SPECIFICATION:

ED CURVES+ SHAPE - SIZE - SOURCE - RADIANCE - VOLTAGE - DRIVER - MOUNTING - LENS - FINISH - CCT - OPTIONS

Enter the Product Code into the boxes above.

SHAPE

- CR - Curve
- RG - Ring
- OV - Oval
- SQ - Square
- RC - Rectangle
- CS - Custom Shape *

*Please specify Custom Shape.

SIZE

- _____ Linear Feet*

*Provide drawing (pdf or dwg).

SOURCE

- 5W/Ft LED
- 7W/Ft LED
- 10W/Ft LED*

*UD lighting distribution only.

RADIANCE

- DD - Direct (100%Down)
- UD - Uneven(70%Down/30%Up)**

*Light Distribution.

**Suspended Configuration only.

VOLTAGE

- 120V
- 277V
- 347V*

*Not available for all configurations.

DRIVER

- ST - Standard
- DL - 0-10V Dimming (1%)
- DA - DALI
- *

*Please specify dimming method.

MOUNTING

- S4-Suspension 4Feet
- S6-Suspension 6Feet
- S Feet*
- SF - Surface Mount

*Please specify required Length.

LENS

- OP - Opal
- PR - Prismatic

FINISH

- WH - White
- BK - Black
- GR - Grey
- CF - Custom RAL#

CCT

- 30K - 3000Kelvin/90CRI
- 35K - 3500Kelvin/90CRI
- 40K - 4000Kelvin/90CRI

*Other options are available.

OPTIONS

- No Options*
- CB - Casambi BT
- DC - Dual Circuit**

*Leave Empty.

**Down /Up Control separately.

***Combination example (CB/DS).

LUMEN OUTPUT W/Ft:

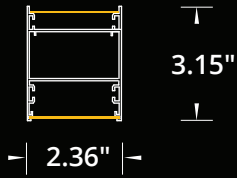
Watts	30K	35K	40K
5W	515 lm	525 lm	535 lm
7W	720 lm	735 lm	750 lm
10W	1030lm	1050 lm	1080 lm



Project:

Type:

SIZE:



MINIMUM RADIUS:



RADIANCE:


DIRECT DISTRIBUTION




UNEVEN DISTRIBUTION




SHAPES:



CURVE




RING



OVAL



SQUARE



RECTANGLE



CUSTOM SHAPE