

FEATURES:

- ✓ Architectural sound absorbing Eco Felt Acoustic panel.
- ✓ Made from recyclable plastic material available in different thicknesses.
- ✓ Class1 Fire rated with 0.7 Noise Reduction Coefficient / 1" Acoustic.
- ✓ Light source: LED Board (5.5"/11"/22"/24").
- ✓ Diffused illumination is provided by frosted opal lens.
- ✓ Extruded aluminum body comes with built-in-driver and available in white, black or grey finish.
- ✓ Also available with custom colour options.
- ✓ LED Strips are rated for 60,000hrs. L80 with +90 CRI.
- ✓ Has a proven record in office, commercial and retail installations.
- ✓ Custom modifications are available.
- ✓ ED luminaires are certified to CSA and UL Standards. **reinventlight**

SPECIFICATION:


Sonic DRUM+ - - - - - - - - - - -

Enter the Product Code into the boxes above.

TYPE <input type="checkbox"/> FV - Flush Vcut <input type="checkbox"/> FR - Flush Regular <input type="checkbox"/> RP - Recessed Perforated <input type="checkbox"/> RA - Recessed Angle <input type="checkbox"/> <input type="text"/> * <small>*Please specify custom type.</small>	HEIGHT <input type="checkbox"/> 12 Inch <input type="checkbox"/> 16 Inch <input type="checkbox"/> 24 Inch	SIZE <input type="checkbox"/> 2 Feet <input type="checkbox"/> 3 Feet <input type="checkbox"/> 4 Feet	SOURCE <input type="checkbox"/> 25WLED <input type="checkbox"/> 50WLED <input type="checkbox"/> 75WLED* <small>*Available for 3 & 4 Feet.</small>	RADIANCE <input type="checkbox"/> DD - Direct (100%Down) <small>*Light Distribution.</small>	VOLTAGE <input type="checkbox"/> 120V <input type="checkbox"/> 277V <input type="checkbox"/> 347V* <small>*Not available for all configurations.</small>
---	---	--	--	---	---

DRIVER <input type="checkbox"/> ST - Standard (Non-Dimming) <input type="checkbox"/> DL - 0-10V Dimming (1%) <input type="checkbox"/> DA - DALI <input type="checkbox"/> BT - Bluetooth* <input type="checkbox"/> <input type="text"/> ** <small>* Suitable for standard CCT. **Please specify dimming method.</small>	MOUNTING <input type="checkbox"/> SF-Surface Mount <input type="checkbox"/> S4-Suspension 4Feet <input type="checkbox"/> S6-Suspension 6Feet <input type="checkbox"/> S <input type="text"/> Feet* <small>*Please specify required Length.</small>	LENS <input type="checkbox"/> OP - Opal	ED DRUM+ FINISH <input type="checkbox"/> WH - White <input type="checkbox"/> BK - Black <input type="checkbox"/> GR - Grey* <input type="checkbox"/> CF - Custom <input type="text"/> RAL# <small>*Supply with White Cord & Canopy ** Please provide 600dpi Image.</small>	CCT <input type="checkbox"/> 30K/90CRI - 3000Kelvin <input type="checkbox"/> 35K/90CRI - 3500Kelvin <input type="checkbox"/> 40K/90CRI - 4000Kelvin <small>*Other options are available.</small>
---	--	---	--	---

ACOUSTIC FINISH



LUMEN OUTPUT:


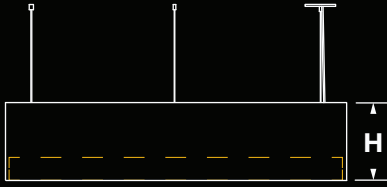
Watts	30K	35K	40K
25W	2205 lm	2250 lm	2295 lm
50W	4410 lm	4500 lm	4590 lm
75W	6615 lm	6750 lm	6885 lm



Project:

Type:

SIZE:



FR-FLUSH REGULAR

H - Height	D - Diameter	
12 Inch = 11.75 Inch	2Feet	24.875 Inch
16 Inch = 15.75 Inch	3Feet	36.675 Inch
24 Inch = 23.75 Inch	4Feet	48.485 Inch

DESIGN:



FV - FLUSH VCUT



FR - FLUSH REGULAR



SF - SURFACE MOUNT



RA - RECESSED ANGLE

FINISHES:



#26



#11



#04



#25