

## FEATURES:

- ✓ Architectural sound absorbing Eco Felt Acoustic panel.
- ✓ Made from recyclable plastic material available in different thicknesses.
- ✓ Class1 Fire rated with 0.7 Noise Reduction Coefficient / 1" Acoustic.
- ✓ Light source: LED Board (5.5"/11"/22"/24").
- ✓ Diffused illumination is provided by frosted opal lens.
- ✓ Extruded aluminum body comes with built-in-driver and available in white, black or grey finish.
- ✓ Also available with custom colour options.
- ✓ LED Strips are rated for 60,000hrs. L80 with +90 CRI.
- ✓ Has a proven record in office, commercial and retail installations.
- ✓ Custom modifications are available.
- ✓ ED luminaires are certified to CSA and UL Standards. **reinventlight**


## SPECIFICATION:

**Sonic CROSS+**  -  -  -  -  -  -  -  -  -  -  -  -

Enter the Product Code into the boxes above.

<b>TYPE</b> <input type="checkbox"/> FV - Flush Vcut <input type="checkbox"/> FR - Flush Regular <input type="checkbox"/> <input type="text"/> * <small>*Please specify custom type.</small>	<b>HEIGHT</b> <input type="checkbox"/> 12 Inch <input type="checkbox"/> 16 Inch <input type="checkbox"/> 24 Inch	<b>SIZE</b> <input type="checkbox"/> 2 Feet <input type="checkbox"/> 3 Feet <input type="checkbox"/> 4 Feet	<b>SOURCE</b> <input type="checkbox"/> 25WLED <input type="checkbox"/> 50WLED <input type="checkbox"/> 75WLED* <small>*Available for 3 &amp; 4 Feet.</small>	<b>RADIANCE</b> <input type="checkbox"/> DD - Direct (100%Down) <small>*Light Distribution.</small>	<b>VOLTAGE</b> <input type="checkbox"/> 120V <input type="checkbox"/> 277V <input type="checkbox"/> 347V* <small>*Not available for all configurations.</small>
<b>DRIVER</b> <input type="checkbox"/> ST - Standard (Non-Dimming) <input type="checkbox"/> DL - 0-10V Dimming (1%) <input type="checkbox"/> DA - DALI <input type="checkbox"/> BT - Bluetooth <input type="checkbox"/> <input type="text"/> * <small>*Please specify dimming method.</small>	<b>MOUNTING</b> <input type="checkbox"/> S4-Suspension 4Feet <input type="checkbox"/> S6-Suspension 6Feet <input type="checkbox"/> S <input type="text"/> Feet* <small>*Please specify required Length.</small>	<b>LENS</b> <input type="checkbox"/> OP - Opal	<b>ED CROSS+ FINISH</b> <input type="checkbox"/> WH - White <input type="checkbox"/> BK - Black <input type="checkbox"/> GR - Grey* <input type="checkbox"/> CF - Custom <input type="text"/> RAL# <small>*Supply with White Cord &amp; Canopy          ** Please provide 600dpi Image.</small>	<b>CCT</b> <input type="checkbox"/> 30K/90CRI - 3000Kelvin <input type="checkbox"/> 35K/90CRI - 3500Kelvin <input type="checkbox"/> 40K/90CRI - 4000Kelvin <input type="checkbox"/> RGBW* <input type="checkbox"/> TW - Tunable White** (2700K-6500K) <small>*Available with Dali, DMX or Bluetooth controls.          **Available with 0-10V,Dali or Bluetooth controls.</small>	

## ACOUSTIC FINISH



## LUMEN OUTPUT:

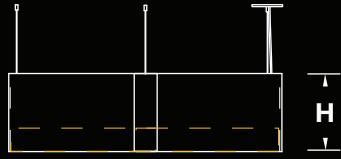
Watts	30K	35K	40K
25W	2610 lm	2650 lm	2690 lm
50W	5150 lm	5250 lm	5380 lm
75W	7720 lm	7875 lm	8030 lm



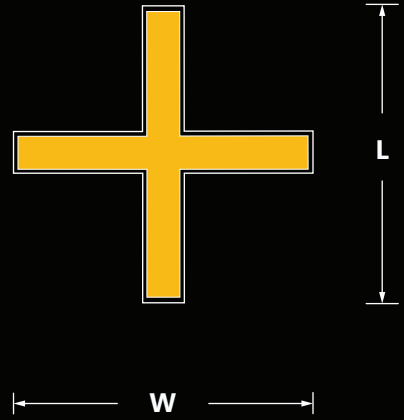
Project:

Type:

**SIZE:**

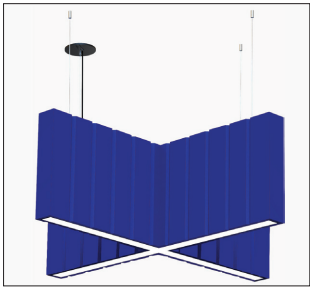


**FR-FLUSH REGULAR**

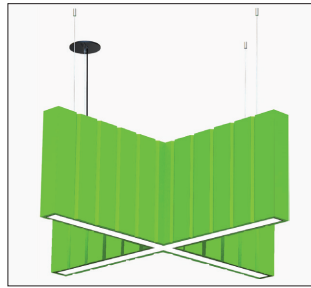


H - Height	SIZE	Width x Length
12 Inch = 11.75 Inch	2Feet	24.50x24.50 Inch
16 Inch = 15.75 Inch	3Feet	35.25x35.25 Inch
24 Inch = 23.75 Inch	4Feet	46.50x46.50 Inch

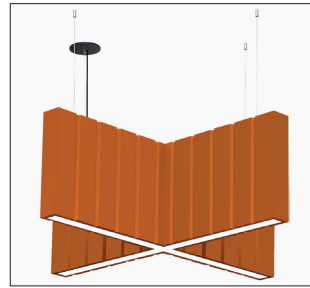
**FLUSH VCUT FINISHES:**



#01



#15




#06



#25

**FLUSH REGULAR-FINISHES:**



#01



#15



#06



#25