

## FEATURES:

- ✓ Architectural sound absorbing Eco Felt Acoustic panel.
- ✓ Made from recyclable plastic material available in different thicknesses.
- ✓ Class1 Fire rated with 0.7 Noise Reduction Coefficient/1" Acoustic.
- ✓ Light source: LED Board (5.5"/11"/22"/24").
- ✓ Diffused illumination is provided by frosted opal lens.
- ✓ Extruded aluminum body comes with built-in-driver and available in white, black or grey finish.
- ✓ Also available with custom colour options.
- ✓ LED Strips are rated for 60,000hrs. L80 with +90 CRI.
- ✓ Has a proven record in office, commercial and retail installations.
- ✓ Custom modifications are available.
- ✓ ED luminaires are certified to CSA and UL Standards. **reinventlight**

## SPECIFICATION:

**Sonic VECTOR+** ------------


Enter the Product Code into the boxes above.

TYPE	HEIGHT	SIZE	SOURCE	RADIANCE	VOLTAGE
<input type="checkbox"/> OS - Oval	<input type="checkbox"/> 16 Inch <input type="checkbox"/> 18 Inch <input type="checkbox"/> 24 Inch	36 Inch 50 Inch 62 Inch	20WLED 30WLED 40WLED	<input type="checkbox"/> DD - Direct (100%Down) <input type="checkbox"/> UD - Uneven(70%Down/30%Up)**	<input type="checkbox"/> 120V <input type="checkbox"/> 277V <input type="checkbox"/> 347V*

\*Light Distribution.  
\*\*Not available for 16Inch Height.  
\*Not available for all configurations.

DRIVER	MOUNTING	LENS	ED VECTOR+ FINISH	CCT
<input type="checkbox"/> ST - Standard (Non-Dimming) <input type="checkbox"/> DL - 0-10V Dimming (1%) <input type="checkbox"/> DA - DALI <input type="checkbox"/> BT - Bluetooth <input type="checkbox"/> <input type="text"/> *	<input type="checkbox"/> S4-Suspension 4Feet <input type="checkbox"/> S6-Suspension 6Feet <input type="checkbox"/> S <input type="text"/> Feet* *Please specify required Length.	<input type="checkbox"/> OP - Opal	<input type="checkbox"/> WH - White <input type="checkbox"/> BK - Black <input type="checkbox"/> GR - Grey* <input type="checkbox"/> CF - Custom <input type="text"/> RAL# *Supply with White Cord & Canopy ** Please provide 600dpi Image.	<input type="checkbox"/> 30K/90CRI - 3000Kelvin <input type="checkbox"/> 35K/90CRI - 3500Kelvin <input type="checkbox"/> 40K/90CRI - 4000Kelvin <input type="checkbox"/> RGBW* <input type="checkbox"/> TW - Tunable White** (2700K-6500K) *Available with Dali, DMX or Bluetooth controls. **Available with 0-10V,Dali or Bluetooth controls.

## ACOUSTIC FINISH



## LUMEN OUTPUT W/Ft:

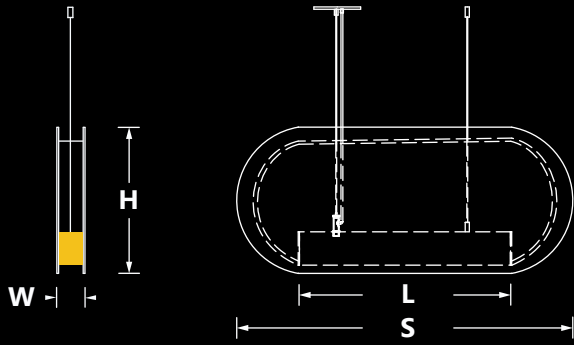
Watts	30K	35K	40K
20W	2080 lm	2120 lm	2160 lm
30W	3115 lm	3180 lm	3245 lm
40W	4115 lm	4240 lm	4325 lm



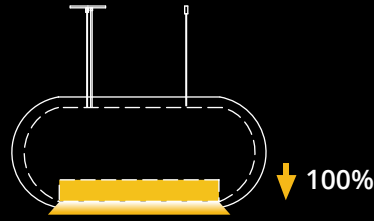
Project:

Type:

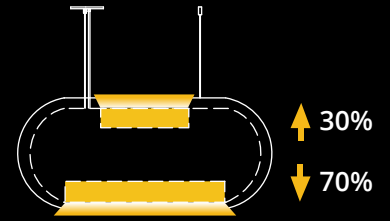
**SIZE:**



**RADIANCE:**



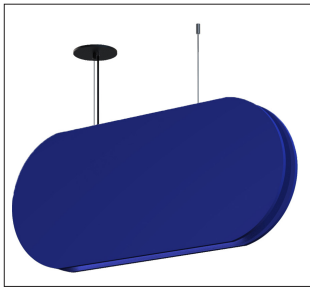
**DIRECT DISTRIBUTION**




**UNEVEN DISTRIBUTION**

H - Height	S-Size	L - Luminare Length	W - Width
16 Inch = 15.75 Inch	36 Inch	22.80 Inch	2.75 Inch
18 Inch = 17.75 Inch	50 Inch	33.80 Inch	
24 Inch = 23.75 Inch	62 Inch	44.80 Inch	


**FINISHES:**




#01




#11




#26




#15




#25



#18



#32



#06