

FEATURES:

- ✓ Architectural sound absorbing Eco Felt Acoustic panel.
- ✓ Made from recyclable plastic material available in different thicknesses.
- ✓ Class1 Fire rated with 0.7 Noise Reduction Coefficient / 1" Acoustic.
- ✓ Light source: LED Board (5.5"/11"/22"/24").
- ✓ Diffused illumination is provided by frosted opal lens.
- ✓ Extruded aluminum body comes with built-in-driver and available in white, black or grey finish.
- ✓ Also available with custom colour options.
- ✓ LED Strips are rated for 60,000hrs. L80 with +90 CRI.
- ✓ Has a proven record in office, commercial and retail installations.
- ✓ Custom modifications are available.
- ✓ ED luminaires are certified to CSA and UL Standards. **reinventlight**

SPECIFICATION:

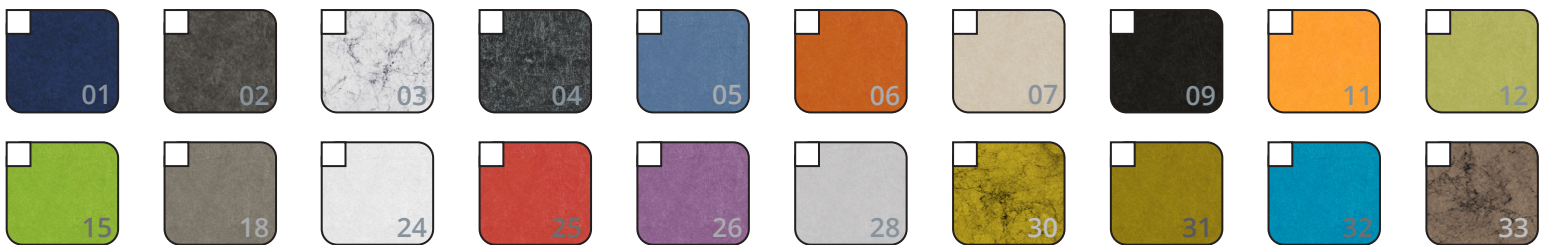
Sonic VECTOR+ - - - - - - - - - - - -

Enter the Product Code into the boxes above.

<h3>TYPE</h3> <ul style="list-style-type: none"> <input type="checkbox"/> FV - Flush Vcut <input type="checkbox"/> FR - Flush Regular <input type="checkbox"/> XS - X Design <input type="checkbox"/> DS - DOME <input type="checkbox"/> <input type="text"/> * <p><small>*Please specify custom type.</small></p>	<h3>HEIGHT</h3> <ul style="list-style-type: none"> <input type="checkbox"/> 12 Inch <input type="checkbox"/> 16 Inch <input type="checkbox"/> 24 Inch 	<h3>SIZE</h3> <ul style="list-style-type: none"> <input type="checkbox"/> 4 Feet <input type="checkbox"/> 6 Feet <input type="checkbox"/> 8 Feet <input type="checkbox"/> <input type="text"/> * <p><small>* Please specify custom size</small></p>	<h3>SOURCE</h3> <ul style="list-style-type: none"> <input type="checkbox"/> 5W/Ft LED <input type="checkbox"/> 7W/Ft LED <input type="checkbox"/> 10W/FTLED* <p><small>*UD light distribution only.</small></p>	<h3>RADIANCE</h3> <ul style="list-style-type: none"> <input type="checkbox"/> DD - Direct (100%Down) <input type="checkbox"/> ID - Indirect (100%Up)** <input type="checkbox"/> UD - Uneven(70%Down/30%Up)** <p><small>*Light Distribution. **Suspended Configuration from 4 Feet and longer.</small></p>	<h3>VOLTAGE</h3> <ul style="list-style-type: none"> <input type="checkbox"/> 120V <input type="checkbox"/> 277V <input type="checkbox"/> 347V* <p><small>*Not available for all configurations.</small></p>
---	--	---	--	--	--

<h3>DRIVER</h3> <ul style="list-style-type: none"> <input type="checkbox"/> ST - Standard (Non-Dimming) <input type="checkbox"/> DL - 0-10V Dimming (1%) <input type="checkbox"/> DA - DALI <input type="checkbox"/> BT - Bluetooth* <input type="checkbox"/> <input type="text"/> ** <p><small>* Suitable for standard CCT or RGBW **Please specify dimming method.</small></p>	<h3>MOUNTING</h3> <ul style="list-style-type: none"> <input type="checkbox"/> S4-Suspension 4Feet <input type="checkbox"/> S6-Suspension 6Feet <input type="checkbox"/> S <input type="text"/> Feet* <p><small>*Please specify required Length.</small></p>	<h3>LENS</h3> <ul style="list-style-type: none"> <input type="checkbox"/> OP - Opal <input type="checkbox"/> WW - Wall Wash <input type="checkbox"/> PR - Prismatic 	<h3>ED VECTOR+ FINISH</h3> <ul style="list-style-type: none"> <input type="checkbox"/> WH - White <input type="checkbox"/> BK - Black <input type="checkbox"/> GR - Grey* <input type="checkbox"/> CF - Custom <input type="text"/> RAL# <p><small>*Supply with White Cord & Canopy ** Please provide 600dpi Image.</small></p>	<h3>CCT</h3> <ul style="list-style-type: none"> <input type="checkbox"/> 30K/90CRI - 3000Kelvin <input type="checkbox"/> 35K/90CRI - 3500Kelvin <input type="checkbox"/> 40K/90CRI - 4000Kelvin <input type="checkbox"/> RGBW <input type="checkbox"/> TW - Tunable White** (2700K-6500K) <p><small>**Available with 0-10V,Dali or Bluetooth controls. **Available with 0-10V,Dali or Bluetooth controls.</small></p>
---	--	--	---	--

ACOUSTIC FINISH



LUMEN OUTPUT W/Ft:

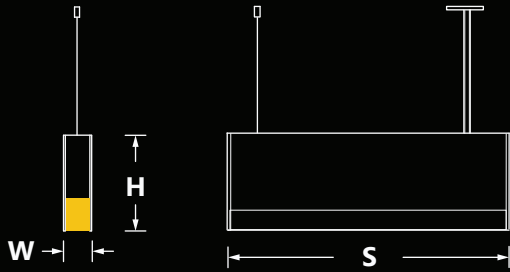
Watts	30K	35K	40K
5W	515 lm	525 lm	535 lm
7W	720 lm	735 lm	750 lm
10W	1030lm	1050 lm	1080 lm



Project:

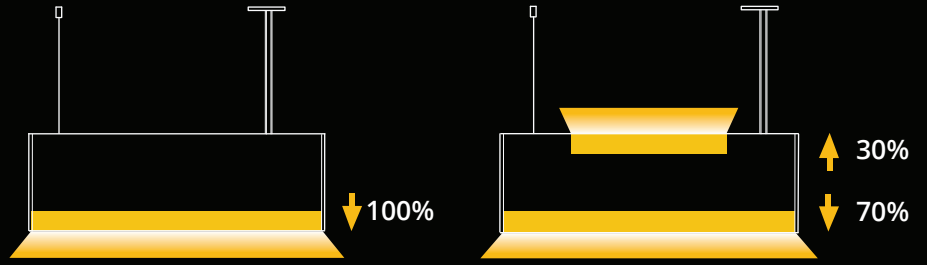
Type:

SIZE:



FR - FLUSH REGULAR

RADIANCE:




DIRECT DISTRIBUTION


UNEVEN DISTRIBUTION

H-Height	S-Size	W-Width
12 Inch = 11.75 Inch	4 Feet = 47.75 Inch	3.00 Inch
16 Inch = 15.75 Inch	6 Feet = 71.75 Inch	
24 Inch = 23.75 Inch	8 Feet = 95.75Inch	

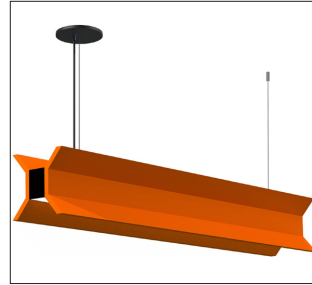
DESIGN:



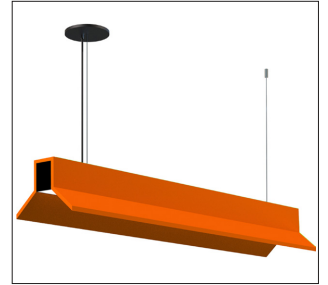
FV - FLUSH VCUT



FR - FLUSH REGULAR

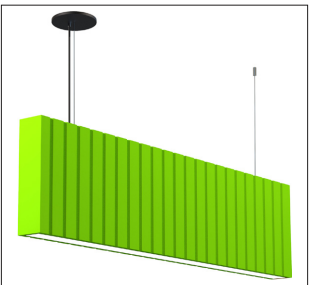


XS - X DESIGN

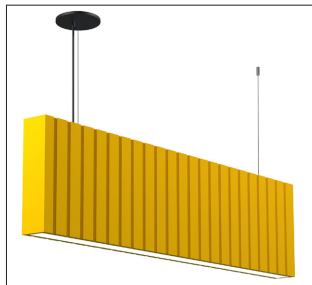


DS - DOME

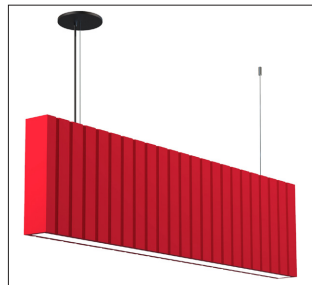
FLUSH VCUT FINISHES:



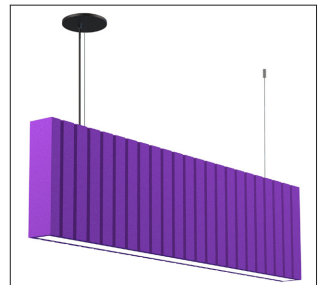
#15



#11



#25



#26