



### FEATURES:

- ✓ Architectural sound absorbing Eco Felt Acoustic panel.
- ✓ Made from recyclable plastic material available in different thicknesses.
- ✓ Class1 Fire rated with 0.7 Noise Reduction Coefficient/1" Acoustic.
- ✓ Light source: LED 5.5" Board.
- ✓ Diffused illumination is provided by frosted opal lens.
- ✓ Extruded aluminum body comes with built-in-driver and available in white, black or grey finish.
- ✓ Sleek body of the luminaire combines two aluminum side with laser cut metal top enclosure.
- ✓ LED Strips are rated for 60,000hrs. L80 with +90 CRI.
- ✓ Has a proven record in office, commercial and retail installations.
- ✓ Custom modifications are available.
- ✓ ED luminaires are certified to CSA and UL Standards. **reinventlight**

### SPECIFICATION:


**Sonic RING+**  -  -  -  -  -  -  -  -  -  -  -  -

Enter the Product Code into the boxes above.

- |   |   |  |  |   |   |
|---|---|--|--|---|---|
| <b>TYPE</b><br><input type="checkbox"/> FV - Flush Vcut<br><input type="checkbox"/> FR - Flush Regular<br><input type="checkbox"/> RP - Recessed Perforated<br><input type="checkbox"/> RA- Recessed Angle<br><input type="checkbox"/> <input type="text"/> * | <b>HEIGHT</b><br><input type="checkbox"/> 12 Inch<br><input type="checkbox"/> 16 Inch<br><input type="checkbox"/> 24 Inch | <b>SIZE</b><br><input type="checkbox"/> 2 Feet<br><input type="checkbox"/> 3 Feet<br><input type="checkbox"/> 4 Feet | <b>SOURCE</b><br><input type="checkbox"/> 25WLED<br><input type="checkbox"/> 50WLED<br><input type="checkbox"/> 75WLED*<br><small>*Available for 3 &amp; 4 Feet.</small> | <b>RADIANCE</b><br><input type="checkbox"/> DD - Direct (100%Down)<br><small>*Light Distribution.</small> | <b>VOLTAGE</b><br><input type="checkbox"/> 120V<br><input type="checkbox"/> 277V<br><input type="checkbox"/> 347V*<br><small>*Not available for all configurations.</small> |
|---|---|--|--|---|---|

- |   |   |   |   |  |
|---|---|---|---|--|
| <b>DRIVER</b><br><input type="checkbox"/> ST - Standard (Non-Dimming)<br><input type="checkbox"/> DL - 0-10V Dimming (1%)<br><input type="checkbox"/> DA - DALI<br><input type="checkbox"/> BT - Bluetooth<br><input type="checkbox"/> <input type="text"/> *<br><small>*Please specify dimming method.</small> | <b>MOUNTING</b><br><input type="checkbox"/> S4-Suspension 4Feet<br><input type="checkbox"/> S6-Suspension 6Feet<br><input type="checkbox"/> S <input type="text"/> Feet*<br><small>*Please specify required Length.</small> | <b>LENS</b><br><input type="checkbox"/> OP - Opal | <b>ED RING+ FINISH</b><br><input type="checkbox"/> WH - White<br><input type="checkbox"/> BK - Black<br><input type="checkbox"/> GR - Grey*<br><input type="checkbox"/> CF - Custom <input type="text"/> RAL#<br><small>*Supply with White Cord &amp; Canopy<br/>         ** Please provide 600dpi Image.</small> | <b>CCT</b><br><input type="checkbox"/> 30K - 3000Kelvin/90CRI<br><input type="checkbox"/> 35K - 3500Kelvin/90CRI<br><input type="checkbox"/> 40K - 4000Kelvin/90CRI<br><input type="checkbox"/> TW - Tunable White**<br>(2700K-6500K)<br><small>*Other options are available.<br/>         **Available with Dali controls.</small> |
|---|---|---|---|--|

### ACOUSTIC FINISH



### LUMEN OUTPUT:

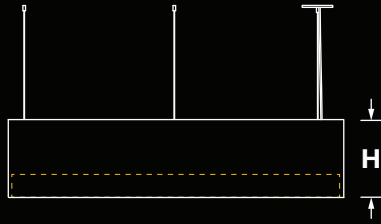
Watts	30K	35K	40K
25W	2205 lm	2250 lm	2295 lm
50W	4410 lm	4500 lm	4590 lm
75W	6615 lm	6750 lm	6885 lm



Project:

Type:

**SIZE:**



**FR-FLUSH REGULAR**



**D**

H - Height	D - Diameter	
12 Inch = 11.75 Inch	2Feet	27.053 Inch
16 Inch = 15.75 Inch	3Feet	36.502 Inch
24 Inch = 23.75 Inch	4Feet	48.313 Inch


**DESIGN:**



**FV - FLUSH VCUT**



**FR - FLUSH REGULAR**



**RP - RECESSED PERFORATED**



**RA - RECESSED ANGLE**

**FINISHES:**



**#01**



**#06**



**#11**



**#15**